

THIAGARAJAR COLLEGE OF ENGINEERING, MADURAI-625 015

(A GOVT.AIDED AUTONOMOUS INSTITUTION AFFILIATED TO ANNA UNIVERSITY)

OFFICE OF THE CONTROLLER OF EXAMINATIONS

No.COE/Apr.22/Exam. Fees/0054

18th June, 2022

APRIL 2022 Examinations-Phase 1 – FEE NOTICE

The exam fees for the **APRIL 2022** (Phase 1) examinations are to be paid by students of following Programmes:


1. ALL UG & PG (All regular batches) (Only for Supplementary)

Fee payment Commencement date: **20th June, 2022** (Monday)

Last date for fee payment without fine: **27th June, 2022** (Monday)

Last date for fee payment with fine: **29th June, 2022** (Wednesday)

- Fees need to be paid online through **Eazypay ICICI Bank**.
- For the steps, to proceed with the online payment, refer to the next page.
- In case of **queries/doubts** or troubles regarding enrolment or fee payment, candidates are advised to contact the Examinations office **before 26th June, 2022**.
- Any appeal regarding the paid fees must accompany with the copy of the fee receipt generated online after completing the payment.
- No relaxation of the mentioned dates is permitted on any grounds.



Controller of Examinations

To:

All HODs (For intimating to the students),

Examination Notice Board, Registrar, Deans, Hostel Wardens, ICICI Bank TCE,

Admin-TCEnet - for publishing in www.tce.edu 'announcements & news' with "NEW" tag

COE office – DCOEs & All sections.

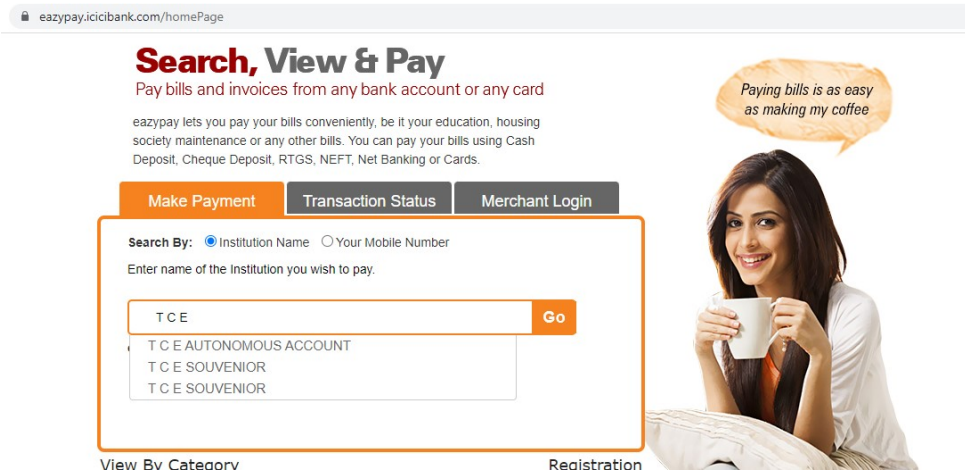
THIAGARAJAR COLLEGE OF ENGINEERING, MADURAI-625 015

(A GOVT.AIDED AUTONOMOUS INSTITUTION AFFILIATED TO ANNA UNIVERSITY)

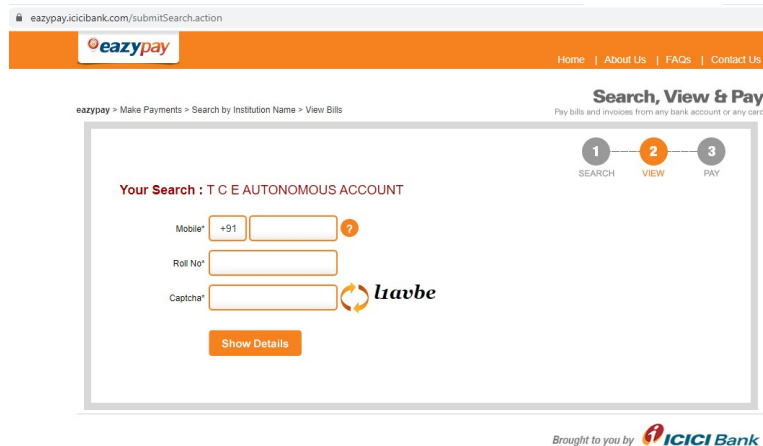
OFFICE OF THE CONTROLLER OF EXAMINATIONS

Paying Examinations fees Online through Eazypay (ICICI Bank)

1. Open URL : <https://eazypay.icicibank.com/>
2. Type **T C E** (*Provide space between each Alphabet*) in the space for typing the name of the institution.



3. Choose **T C E AUTONOMOUS ACCOUNT**
4. Enter the **mobile number** (any of your mobile number to which the OTP has to be sent), **roll number** (Ex:ARCH1234 or 61CE024 or 61256) and **Captcha**



5. In student Name box: Type your name first then provide space then type initial - all in capital letters
6. Enter the OTP received.
7. The bill will be found for payment