

**THIAGARAJAR COLLEGE OF ENGINEERING, MADURAI-625 015**

(A GOVT.AIDED AUTONOMOUS INSTITUTION AFFILIATED TO ANNA UNIVERSITY)

**OFFICE OF THE CONTROLLER OF EXAMINATIONS**

No.COE/ A22 Phase 2 Results- /RA FEE/0098

09<sup>th</sup> September, 2022

**REVALUATION – FEE DEMAND**

For


**April 2022 (All UG/PG/PTBE - 6<sup>th</sup> & 4<sup>th</sup> Semester)  
Examinations (Phase 2) results**

Candidates, who are all applied for **REVALUATION** for the results published on 29<sup>th</sup> August, 2022, they can pay their revaluation fee through ICICI EASY PAY portal.

Fee payment Commencement date: **10<sup>th</sup> September, 2022** (Saturday)

Last date for fee payment: **13<sup>th</sup> September, 2022** (Tuesday)

- Fees need to be paid online through <https://eazypay.icicibank.com>.
- For the steps, to proceed with the online payment, refer to the next page.
- In case of **queries/doubts** or troubles regarding enrolment or fee payment, candidates are advised to contact the Examinations office **before 12<sup>th</sup> September, 2022**.
- Any appeal regarding the paid fees must accompany with the copy of the fee receipt generated online after completing the payment.
- No relaxation of the mentioned dates is permitted on any grounds.



**For Controller of Examinations**

**To:**

All HODs (For intimating to the students),  
Examination Notice Board, Registrar, Deans, Hostel Wardens, ICICI Bank TCE,  
**Admin-TCEnet - for publishing in [www.tce.edu](http://www.tce.edu) 'announcements & news' with "NEW" tag**  
COE office – DCOEs & All sections.

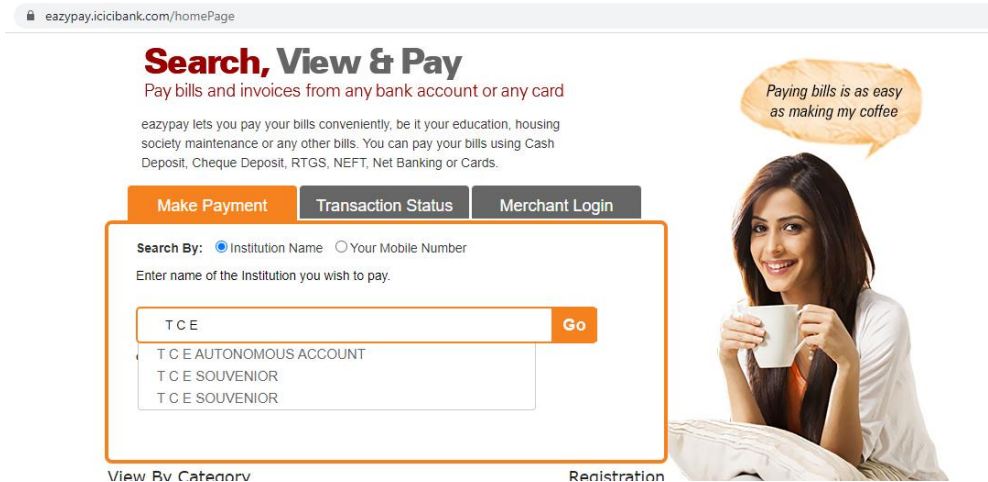
**THIAGARAJAR COLLEGE OF ENGINEERING, MADURAI-625 015**

(A GOVT.AIDED AUTONOMOUS INSTITUTION AFFILIATED TO ANNA UNIVERSITY)

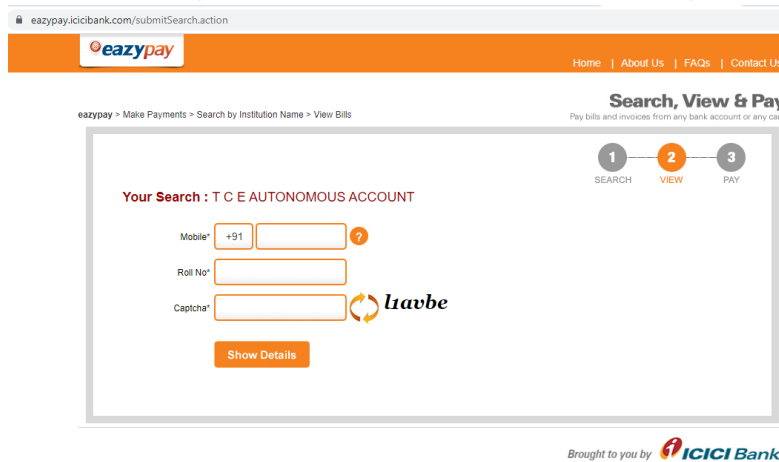
**OFFICE OF THE CONTROLLER OF EXAMINATIONS**

**Paying Examinations fees Online through Eazypay (ICICI Bank)**

1. Open URL : <https://eazypay.icicibank.com/>
2. Type **T C E** (*Provide space between each Alphabet*) in the space for typing the name of the institution.



3. Choose **T C E AUTONOMOUS ACCOUNT**
4. Enter the **mobile number** (any of your mobile number to which the OTP has to be sent), **roll number** (Ex:ARCH1234 or 61CE024 or 61256 ) and **Captcha**



5. In student Name box: Type your name first then provide space then type initial - all in capital letters
  6. Enter the OTP received.
  7. The bill will be found for payment
- .....