

THIAGARAJAR COLLEGE OF ENGINEERING Madurai.
B.ARCH. APPLICATION 2023 - 2024

The candidates must be ready with the following details for Registration.

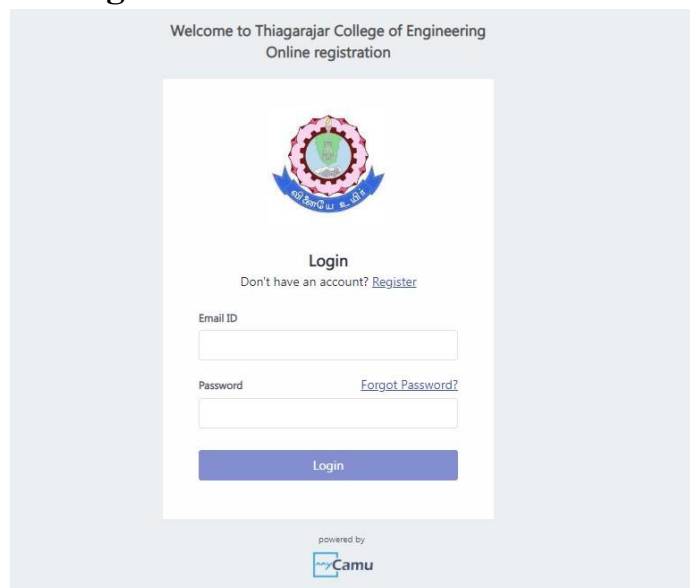
1. Name of the candidate
2. Community / Caste details (ST / SCA / SC / MBC & DNC/ BCM / BC)
3. Date of Birth
4. E-mail ID
5. Mobile Numbers
6. XII std Mark sheet
7. Details of Registration fee to be paid through Internet (Credit card
Debit card / UPI / Net banking details)

Steps for filling the Application:


Visit our college website by entering www.tce.edu.

Click “Admissions 2023-24” → “Application for B.Arch. Admission 2023-24 for HSC Students” → “Application form” and “Click here” for online Application form.

1. Now click on “Register”



Welcome to Thiagarajar College of Engineering
Online registration




Login
Don't have an account? [Register](#)

Email ID


Password [Forgot Password?](#)

Login

powered by


2. Enter the Applicant Name and Email in the respective Fields and click “Continue”. Login ID and Password sent to your E-mail ID.

Welcome to Thiagarajar College of Engineering
Online registration



Register
Already have an account? [Login](#)

Name


Email (Login ID)

[Continue](#)

By creating an account, you agree to Camu's [Terms of Service](#), [Cookie Policy](#) and [Privacy Policy](#). This site is protected by reCAPTCHA and the Google Privacy Policy and Terms of Service apply.

3. Login into Application web page using **Login ID and Password** already sent to your E-mail ID.

Welcome to Thiagarajar College of Engineering
Online registration




Login
Don't have an account? [Register](#)

Email ID

Password [Forgot Password?](#)

[Login](#)

powered by


4. Select the “Application type”, “Admission Year”, “Program Type”, “Term” as given in the below image and click “Start applying”.

Thiagarajar College of Engineering

powered by Camu

← Get Started

Application Type*

Select application type

- Application for B.E. / B.Tech. 2023-2024
- Application for M.Sc Data Science 2023-2024
- Application for B.Arch. 2023-2024

Select admission year

Program Type*

Select program type

Term*

Select term

Start applying

5. Read the “Note” and “Declaration” carefully before proceeding the application.
6. While entering the details below remember the following things:
- I. Name and Date of Birth should be entered as in your 10th mark sheet.
 - II. Community should be entered as in your Community card

Name of the Candidate*

Initial*

Community*

Date of birth (DD/MM/YYYY)*

Gender*

Save

Next >

7. Choose the appropriate Board of Study” and “Group Name” in the respective fields.

HSC OR EQUIVALENT QUALIFICATIONS

Board of study*

OTHER STATE

Select Group Name*

HSC or Equivalent Studied Group Name

Nata Score (Out of 200)*

Type the Nata Score out of 200

Aggregate Cut-Off (Out of 400)*

Type the overall aggregate cut off marks (Nata score + 12th Marks) out of 400

8. Enter the “Mark/Grade”, “Month & Year” & “No. of attempts” details correctly in the appropriate field.

QUALIFICATION

Marksheet

| Subject | Max mark | Pass mark | Mark/Grade | Mark in % | Month & year | No. of attempts |
|-------------|----------|-----------|------------|-----------|--------------|-----------------|
| TAMIL | 100 | 35 | | | | |
| ENGLISH | 100 | 35 | | | | |
| MATHEMATICS | 100 | 35 | | | | |
| PHYSICS | 100 | 35 | | | | |
| CHEMISTRY | 100 | 35 | | | | |
| BIOLOGY | 100 | 35 | | | | |

Save

< Previous

Next >

9. Enter the Parent Name, Communication Address, Email-ID, Mobile number and alternate Mobile Number correctly and Click “Next”.

| | |
|----------------------|---|
| Student Information | Personal Information |
| Qualification | Name of the Parent* |
| Personal Information | <input type="text"/> |
| Information | Address with District and Pincode* |
| Documents | <input type="text"/> |
| | Student Mobile No.* |
| | <input type="text"/> |
| | Alternate Mobile No.* |
| | <input type="text"/> |
| | Email* |
| | <input type="text"/> |
| | <input type="button" value="Save"/> |
| | <input type="button" value=" < Previous"/> <input type="button" value=" Next >"/> |

10. Read the Information and Click “Next”.

| | |
|---|--|
| ← B.E./B.Tech. (Undergraduate) - 2023-2024 - ODD Semester | |
| Student Information | Information |
| Qualification | Instructions |
| Personal Information | 1. Admission will be granted on Merit basis. |
| Information | 2. Thiagarajar College of Engineering does not collect any capitation fee or donation . Prescribed fee alone is to be paid. |
| Documents | 3. Application fee is Rs.787.50 (Including 5% GST) |
| | <input type="button" value="Save"/> |
| | <input type="button" value=" < Previous"/> <input type="button" value=" Next >"/> |

11. Upload the Original HSC Mark sheet or HSC Provisional Mark sheet with Headmaster Signature and NATA Mark sheet with clear scanned copy “.pdf” format with maximum of 1MB.

← Architecture (Undergraduate) - 2023-2024 - ODD Semester

Student Information Documents (Size limit Max: 1MB)

Qualification

Personal Information

Information

Documents

HSC Marksheet*

(Upload your 12th Provisional Marksheet in pdf format)

Browse file

Nata Mark Sheet*

(Upload your Nata Marksheet in pdf format)

Browse file

12. Registration fee to be paid through Internet (Gpay / Credit card / Debit card / UPI/Net banking details). Click **“Pay online now”** and Submit.

PAYMENT

Application Fee: **787.50**

Select your preferred payment method

Pay online now Already paid in bank

For online payment click 'Pay online now' and then click 'Submit' to proceed

Submit

13. After Successfully of Payment you can download the application in your Login.