

THIAGARAJAR COLLEGE OF ENGINEERING Madurai.
LATERAL ENTRY B.E/B.TECH. APPLICATION 2023 - 2024

The candidates must be ready with the following details for Registration.

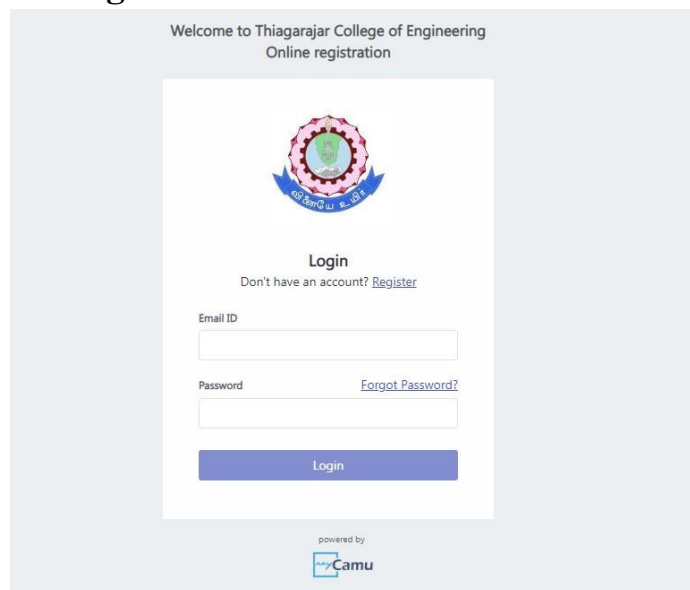
1. Name of the candidate
2. Community / Caste details (ST / SCA / SC / MBC & DNC/ BCM / BC)
3. Date of Birth
4. E-mail ID
5. Mobile Numbers
6. X std or XII std Mark sheet, Individual Semester Marksheets
7. Details of Registration fee to be paid through Internet (Credit card Debit card / UPI / Net banking details)

Steps for filling the Application:


Visit our college website by entering www.tce.edu.

Click “**Admissions 2023-24**” → “**Application for Lateral Entry B.E. / B.Tech. Admission 2023-24 for HSC Students**” → “**Application form**” and “**Click here**” for online Application form.

1. Now click on “**Register**”




Welcome to Thiagarajar College of Engineering
Online registration



Login
Don't have an account? [Register](#)


Email ID

Password [Forgot Password?](#)

powered by


2. Enter the Applicant Name and Email in the respective Fields and click “Continue”. Login ID and Password sent to your E-mail ID.

Welcome to Thiagarajar College of Engineering
Online registration



Register
Already have an account? [Login](#)

Name


Email (Login ID)

[Continue](#)

By creating an account, you agree to Camu's [Terms of Service](#), [Cookie Policy](#) and [Privacy Policy](#). This site is protected by reCAPTCHA and the Google Privacy Policy and Terms of Service apply.

3. Login into Application web page using **Login ID and Password** already sent to your E-mail ID.

Welcome to Thiagarajar College of Engineering
Online registration




Login
Don't have an account? [Register](#)

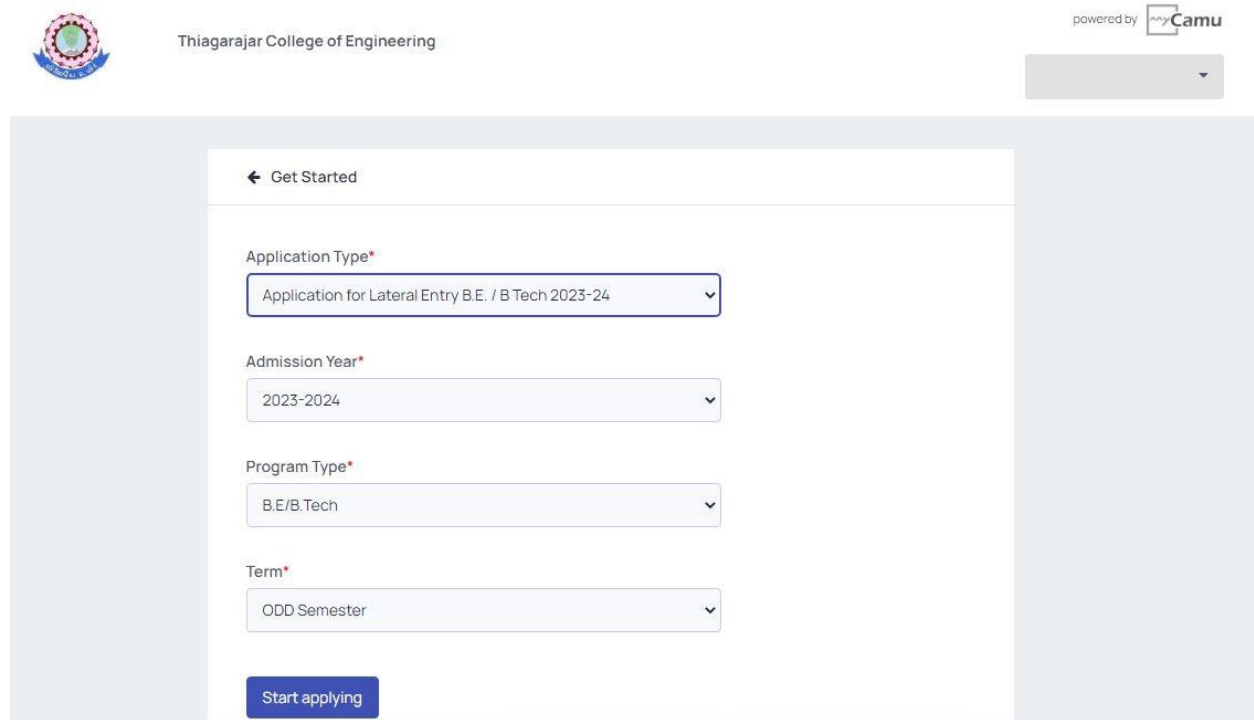
Email ID

Password [Forgot Password?](#)

[Login](#)

powered by


4. Select the “Application type”, “Admission Year”, “Program Type”, “Term” as given in the below image and click “Start applying”.

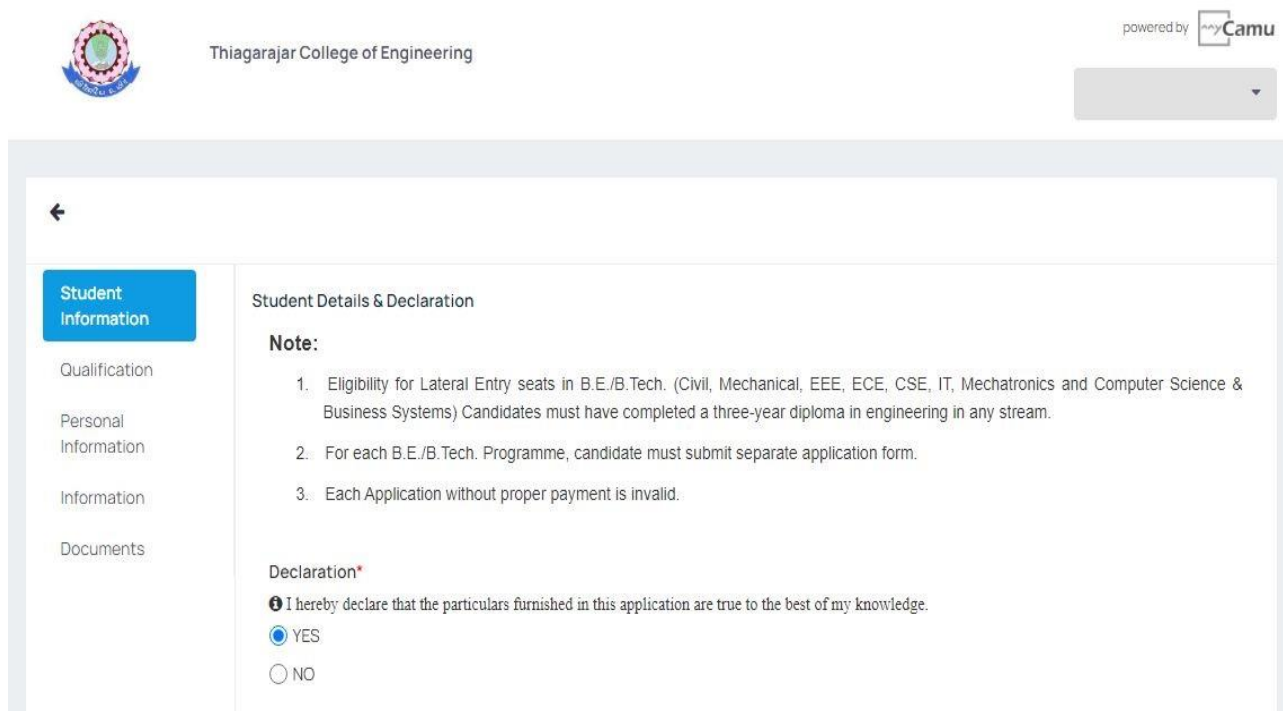


The screenshot shows the top header of the Thiagarajar College of Engineering website, including the college logo and name, and a 'powered by Camu' logo. Below the header is a navigation bar with a dropdown arrow. The main content area is a 'Get Started' form with the following fields:

- Application Type***: A dropdown menu with the selected option 'Application for Lateral Entry B.E. / B Tech 2023-24'.
- Admission Year***: A dropdown menu with the selected option '2023-2024'.
- Program Type***: A dropdown menu with the selected option 'B.E./B.Tech'.
- Term***: A dropdown menu with the selected option 'ODD Semester'.

At the bottom of the form is a blue button labeled 'Start applying'.

5. Read the “Note” and “Declaration” carefully before proceeding the application.



The screenshot shows the 'Student Details & Declaration' section of the application form. The top header and navigation bar are identical to the previous screenshot. The main content area is divided into two columns:

- Left Column (Navigation Menu)**: A vertical list of menu items: 'Student Information' (highlighted in blue), 'Qualification', 'Personal Information', 'Information', and 'Documents'.
- Right Column (Form Content)**:
 - Student Details & Declaration**: The section title.
 - Note:**: A list of three instructions:
 1. Eligibility for Lateral Entry seats in B.E./B.Tech. (Civil, Mechanical, EEE, ECE, CSE, IT, Mechatronics and Computer Science & Business Systems) Candidates must have completed a three-year diploma in engineering in any stream.
 2. For each B.E./B.Tech. Programme, candidate must submit separate application form.
 3. Each Application without proper payment is invalid.
 - Declaration***: A statement: 'I hereby declare that the particulars furnished in this application are true to the best of my knowledge.' Below it are two radio buttons: 'YES' (selected) and 'NO'.

6. While entering the details below remember the following things:
- I. Name and Date of Birth should be entered as in your 10th mark sheet.
 - II. Community should be entered as in your Community card

Name of the Candidate*

Initial*

Community*

Date of birth (DD/MM/YYYY)*

Gender*

Save Next >

7. Choose the appropriate Board of Study” and “Group Name” in the respective fields.



Thiagarajar College of Engineering

powered by Camu

←

Student Information

Qualification

Personal Information

Information

Documents

Program selection

Choose the Board name*

Studied Branch*

📘 Type Studied Diploma Branch

Preferred Branch*

8. Enter the “Semester Mark” details correctly in the appropriate field.

Semester 1

Marks Obtained*

Type the mark obtained in Semester 1.

Maximum Marks*

select your maximum mark.

Semester 2

Marks Obtained*

Type the mark obtained in Semester 2.

Maximum Marks*

select your maximum mark.

9. Enter the Parent Name, Communication Address, Email-ID, Mobile number, and alternate Mobile Number correctly and Click “Next”.

← B.E./B.Tech. (Undergraduate) - 2023-2024 - ODD Semester

Student Information

Personal Information

Qualification

Personal Information

Information

Documents

Name of the Parent*

Address with District and Pincode*

Student Mobile No.*

Alternate Mobile No.*

Email*

Save

< Previous

Next >

10. Read the Information and Click “Next”.

11. Upload the SSLC Marksheet and Semester Marksheets in the Corresponding fields “.pdf” format with maximum of 1MB.



← B.E./B.Tech. (Undergraduate) - 2023-2024 - ODD Semester

Student Information
Qualification
Personal Information
Information
Documents

Documents (Size limit Max: 1MB)

HSC Marksheet*

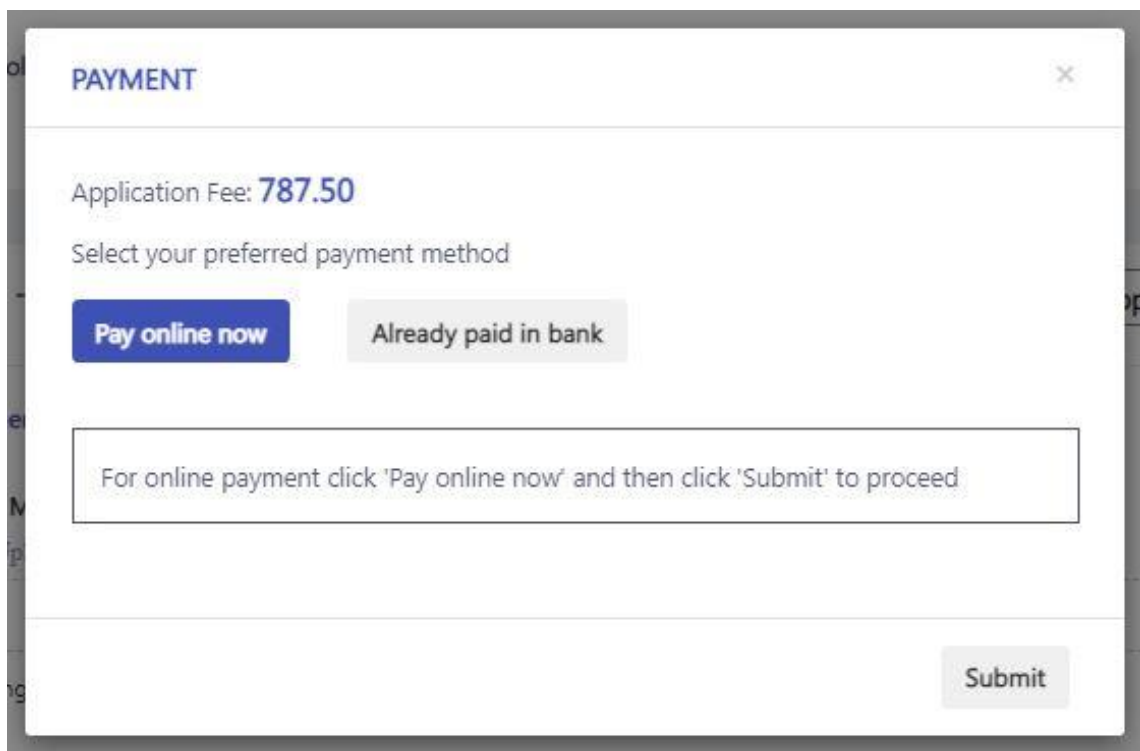
(Upload your 12th Provisional Marksheet in pdf format)

Browse file

Save

< Previous Submit

12. Registration fee to be paid through Internet (Gpay / Credit card / Debit card / UPI/Net banking details). Click “Pay online now” and Submit.



PAYMENT

Application Fee: **787.50**

Select your preferred payment method

Pay online now Already paid in bank

For online payment click 'Pay online now' and then click 'Submit' to proceed

Submit

13. After Successfully of Payment you can download the application in your Login.